

Opportunistic Value Investing

Concentrated all cap stock portfolio

- Combined Core Value and Deep Value approach
- Fundamentals based
- Risk managed — seeking a margin of safety: a discount between stock price and intrinsic value

Investment Philosophy

We believe traders/investors often overreact to short term events, leading to long term investment opportunities. We seek stocks where expectations are irrationally low, leading to significant undervaluation, based on our independent research.

We think the potential of our best investment ideas should not be diluted by ideas in which we have less conviction. For that reason, we manage concentrated, high conviction portfolios.

We are differentiated value investors charting our own course, often on a path contrary to the current direction favored by the street. In this way we follow the courage of high convictions, managing portfolios marked by concentration where every name matters.

Why Lone Peak?

- Formerly Clifford Capital Partners
- "Lone" Peak is a symbol of our willingness to invest in a contrarian way, standing apart from a crowded investment field
- "Peak" describes an elevated perspective leading to a differentiated view, one also distinguished by stability and longevity

Average Annualized Total Returns % as of 3/31/26

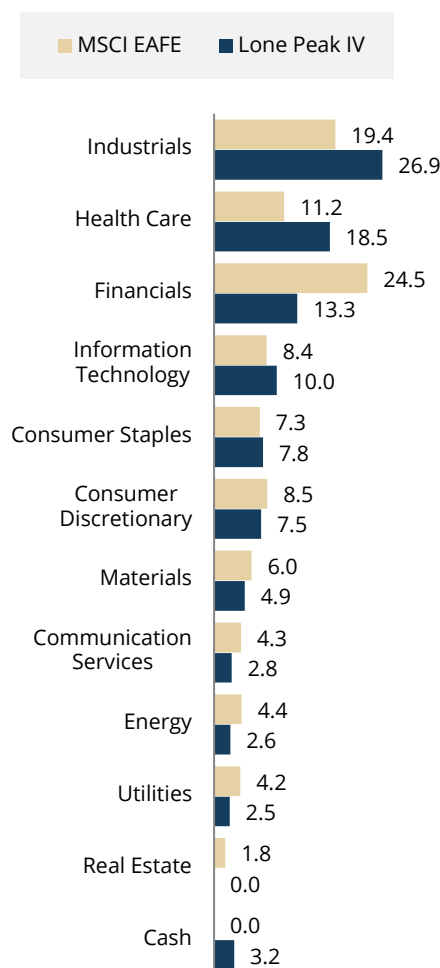
	1-mo	3-mo	YTD	1-yr	3-yr	5-yr	10-yr	SI*
IV Composite, gross	-10.64	-3.48	-3.48	21.85	12.18	9.54	n/a	10.16
IV Composite, net	-10.71	-3.69	-3.69	20.84	11.25	8.62	n/a	9.19
MSCI EAFE	-10.29	-1.24	-1.24	21.27	13.62	7.91	n/a	8.94

*Since Inception = 8/1/19 | Returns for a period less than a year are not annualized

Calendar Year Returns % net of fees as of 12/31/25

	2025	2024	2023	2022	2021	2020
IV Composite, gross	38.41	2.46	14.32	-5.50	19.36	-2.68
IV Composite, net	37.27	1.59	13.41	-6.23	18.17	-3.65
MSCI EAFE	31.22	3.82	18.24	-5.58	10.89	-2.63

Allocation by Sector % as of 3/31/26



Portfolio Characteristics as of 3/31/26

	Lone Peak IV	MSCI EAFE
Wtd Avg Mkt Cap	\$65.6 B	\$107.6 B
Price/Earnings	15.7	17.5
Price/Cash Flow	6.2	9.8
Price/Book	1.6	2.1
Dividend Yield	2.6%	2.9%
# of Holdings	38	690
Turnover (LTM)	50.3%	n/a
Active Share	89.6%	0.0%

Our Edge

- **Contrarian Investors:** Temperament Advantage to buy when the market sells, and sell when the market buys
- **Key Thesis Points:** Identify long term catalysts that improve fundamentals to drive re-rating
- **Core and Deep Value Sleeves:** Distinguished dynamic structure that strategically overweights Deep value from the bottom up when optimal

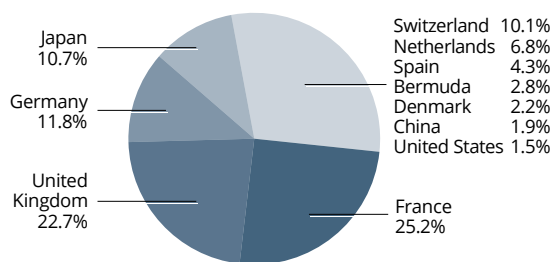
Risk-Reward Outcomes since inception, 8/1/2019

	Annualized Return	Alpha	Beta	Standard Deviation	Up Capture	Down Capture	Sortino Ratio	Sharpe Ratio
Lone Peak IV, net	9.2%	0.0%	1.07	19.7%	104.1%	102.6%	0.48	0.32
Lone Peak IV, gross	10.2%	0.9%	1.07	19.6%	106.6%	101.3%	0.56	0.37
MSCI EAFE	8.9%	0.0%	1.00	16.7%	100.0%	100.0%	0.54	0.37
IV Percentile Rank	45 th	49 th	87 th	88 th	33 rd	68 th	57 th	60 th

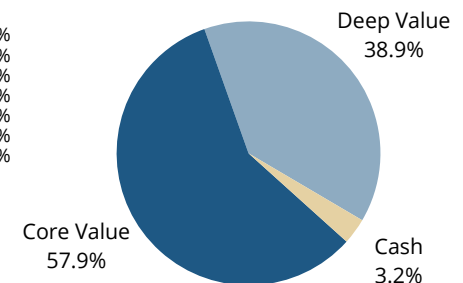
Top Holdings %, as of 3/31/26

BAYN GY	Bayer	4.5
SAN US	Banco Santander	4.2
STM US	STMicroelectronics	3.8
KER FP	Kering	3.5
ALO FP	Alstom	3.4
BARN SW	Barry Callebaut	3.4
RTO LN	Rentokil	3.0
PHG US	Koninklijke Philips	2.9
SNN US	Smith & Nephew	2.9
4063 JP	Shin-Etsu Chemical	2.9

Allocation by Country as of 3/31/26



Breakdown as of 3/31/26



Disclosures

Portfolio performance and statistics presented are the results of the Lone Peak International Value Composite ("Composite"). The Composite includes portfolios invested in a strategy that combines high-quality (Core Value) stock investments, opportunistic (Deep Value) stock investments and cash, which is typically a byproduct of Deep Value trading activity. Core Value holdings represent 50-90% of the portfolio, and Deep Value and cash holdings represent the remaining 10-50%. The strategy invests primarily in equity securities of non-U.S. companies. The Composite includes discretionary accounts invested in the strategy.

Net composite returns include the deduction of advisory fees and transaction costs and include the reinvestment of all income, including capital gains. Gross composite returns do not reflect the deduction of advisory fees but include the deduction of transaction costs and reinvestment of all income including capital gains. A client's returns will be reduced by investment advisory fees and other expenses that are incurred during account management. Lone Peak Global Investors' advisory fees are more fully described in its ADV Part 2A which is available by request from the address or telephone number shown below, or by visiting <https://adviserinfo.sec.gov/>.

The Composite's benchmark is the MSCI EAFE Index, which captures large and mid cap securities across developed markets countries around the world, excluding the U.S. and Canada. The benchmark will have different composition, volatility, risk, holding times, and/or other investment-related factors than the Composite. Therefore, an investor's individual results will vary, sometimes significantly, from the benchmark's performance. Index figures do not reflect deductions for any fees or expenses, which would decrease the returns. Investors cannot invest directly in an index.

Performance of the IV Peers category presented above represents the median gross performance of the EAFE All Cap Equity universe, against which the IV gross of fees performance is compared. eVestment does not provide net of fees peer performance results. The EAFE All Cap Equity universe features EAFE equity products that primarily invest in all capitalization stocks, as determined by eVestment.

Portfolio Characteristics, Allocation by Sector, Top Holdings, and Allocation by Country are presented as of the date indicated, based on the actual holdings from one portfolio (the "Representative Account") within the Composite. Risk-reward outcomes statistics for Lone

Peak IV, net and Lone Peak IV, gross are composite returns and presented since inception (August 1, 2019). Individual portfolios within the Composite will experience different results than the Representative Account. Definitions for the portfolio statistics and financial ratios are found in "Important Disclosures" at <https://lonepeakglobal.com/international-value/>.

While specific securities could be identified in this memorandum, these commentaries should not be considered as recommendations to purchase or sell any particular security. The securities identified in this report do not represent all securities purchased, sold or recommended for advisory clients. One should not assume that all investments in the companies identified are, or will be, profitable. Certain information contained herein concerning economic trends, security prices and performance is based on or derived from information provided by third-party sources. Lone Peak Global Investors believes that the sources from which the information has been obtained are reliable; however, it cannot guarantee the accuracy of such information and has not independently verified the accuracy of such information.

Identifying undervalued securities and other assets is difficult, and there are no assurances that such a strategy will succeed. Projections and estimates are subject to actual known and unknown risks, uncertainties, and other factors that could cause actual results to differ materially from those originally projected or estimated. Information is as of the date on this presentation and is subject to change. Lone Peak Global Investors undertakes no obligation to update this information if circumstances or management's estimates or opinions should change. The International Value strategy will be more concentrated than an index fund and investors should have a longer-term investment horizon. Investors should have the tolerance to be out-of-sync with the market during some short-term periods for the opportunity to achieve better longer-term results. A concentrated portfolio of less than 50 stocks can lead to increased short-term volatility; and greater possibility of all or some principal loss, therefore, these strategies are not appropriate for investors who prefer to mirror an index, prefer broader diversification, or who seek consistent income. Investing in deep value or out of favor stocks will also increase the potential loss of principal as well as result in greater portfolio volatility as compared to more traditional investment approaches.

Past investment performance is not an indication of future results. Additionally, wherever there is the potential for profit there is also the possibility of loss.